




# Boat Finder Brokerage Services

*Brokers of Fine Quality Inland Waterways Craft*

 : 01270 760799

 : 07732 366185

 : sales@boatfinderbrokerage.co.uk

 : www.boatfinderbrokerage.co.uk

Office address: Edwin Foden Business Centre, Moss Lane, Sandbach, Cheshire CW11 3AE




**REF: 080031**

**£49,950**

- Quality steelwork with side doors and semi-trad deck by Harborough Marine.
- BMC 1.8 marine diesel engine with PRM hydraulic gearbox.
- Professional fit-out in Oak.
- Bow-Thruster.

- Reverse lay-out.
- Stainless steel water tank.
- 1.5kw Pro-watt inverter.
- Solid fuel stove & diesel central heating.
- Washing machine.



**REF: 080031**

**Asking price £49,950**

### **BROKER'S SUMMARY**

60ft Semi-Trad style narrow boat. Quality steelwork with side doors and semi-trad stern by Harborough Marine. Professional fit-out in Oak with reverse lay-out. Powered by a BMC 1.8, 4 cylinder marine diesel engine. Hull painted with 2 pack epoxy.

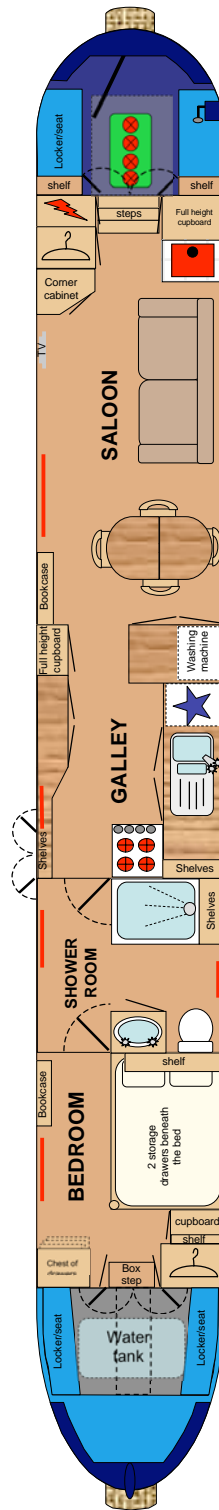
A beautifully kept and maintained boat built to a very high specification. Fully equipped with everything required for comfortable cruising or living aboard. This boat has a vast amount of storage space without compromising the look or spaciousness and is offered at a fantastic price for the accommodation available.

Lying Northamptonshire

BSSC to April 2013

# LAYOUT DIAGRAM

(not to scale)





### **FROM THE BOW**

From the bow which has storage space, there is a 4' self draining well deck with Wilson cratch frame with window to the front and a zipped and studded cover. There are locker/seats to either side of the well deck and a domed bulkhead light. The stainless steel water tank is located beneath the well deck with a surface mounted filler. The headlamp is mounted on the front of the cratch frame.

### **GENERIC FIXTURES AND FITTINGS**

The ceilings and cabin sides are lined with Oak faced plywood. Hull sides are lined with carpet. All the interior wood has been varnished to a gloss finish. There are curtains or blinds to all windows. Flooring throughout is tile effect cushion floor.

### **BEDROOM 10' 1"**



Steel, 1/2 glazed front doors, wood lined internally open out onto the front deck with a storage step down into the bedroom.

**Furniture:** 4' x 6'3" four poster style double bed with storage space beneath. 1 x full height wardrobe. 1 x chest of 4 drawers. 1 x half height cupboard. Under gunwale bookcase. 5 x wall mounted shelves.

**Heating:** 1 x central heating radiator.

**Lighting:** 2 x windows with top hopper style opening vents. 3 x 12v, double fluorescent lights. 1 x 12v, domed ceiling light. 1 x 12v wall mounted, domed light.

**Power:** 4 x 240v sockets.





## **SHOWER ROOM 6'**

The walk through shower room has full height ceramic tiling to the splash-backs and a white suite comprising:

**Suite:** Fully tiled shower cubicle with large chrome shower attachment, mixer taps and a floral shower curtain. Vanity unit with inset wash basin, chrome taps and a cupboard beneath. Traveller pump-out toilet. Wall mounted mirror. Shelves and storage space beside the shower.

**Lighting:** 2 x windows with top hopper opening vents and privacy glass. 2 x 12v, double fluorescent lights. 1 x 12v, domed ceiling light.

**Heating:** 1 x central heating radiator. 1 x towel radiator.



## **GALLEY 9' 5"**



The large custom built galley has Oak panelled door and drawer fronts. Worktops are Oak effect melamine edged with Oak. Full height ceramic tiled splash-backs.

**Base units:** 1 x double cupboard beneath the sink that extends into the corner and has a drawer above. 1 x double cupboard. 1 x full height cupboard. 1 x single cupboard with drawer above. Under gunwale shelves. Cooker space. Fridge housing. Washing machine housing with matching door.

**Wall Units:** Wall mounted microwave shelf. 1 x large wall mounted shelf.

**Appliances:** New world, slot-in gas cooker with separate oven and grill. Fresia, 700w microwave. 240v fridge with ice box. Zanussi washing machine. Stainless steel, inset 1 ½ sink and drainer with chrome monobloc tap.

**Lighting:** 2 x large windows with top hopper style opening vents. 1 x set of steel side doors with roof hatch, wood lined internally. 2 x 12v, double fluorescent lights. 3 x 12v halogen lights.



**Heating:** 1 x central heating radiator.

**Power:** 4 x 240v sockets. 2 x audio speakers.



## **SALOON 17' 1"**

The large open plan saloon has a dining area and steps that lead up to the semi-trad deck.

**Fixed Furniture:** 1 x under gunwale corner cabinet with leaded glass door. Full height cupboard. 1 x full height wardrobe. 1 x bookcase. Electrical cupboard.

**Loose Furniture:** Two seat sofa. Folding dining table with 4 dining chairs.



**Other Features:** Wall mounted flat screen TV with Free-view box. Built in stereo radio cassette player.

**Heating:** Villager solid fuel stove set on a ceramic tiled hearth and surround. 1 x large central heating radiator.

**Lighting:** 4 x windows with top hopper style opening vents. 2 x portholes with drop-back openings. 6 x 12v, double fluorescent lights. 2 x 12v, wall lights.

**Power:** 2 x 240v sockets. 2 x audio speakers.



## SEMI-TRAD DECK & STERN 7'

Steel rear doors wood lined internally with sliding roof hatch lead onto the semi-trad deck where there are access panels to the engine and batteries. There are steel gas locker/seats to either side of the semi-trad deck.



**Other Features:** Fully folding pram cover for the Semi-trad deck. Security bar fro rear doors.

**Controls:** The single lever engine control is on the Port side.

**Flooring:** Marine ply boards with anti-slip deck tread.

## SPECIFICATIONS

### **BUILDER**

Quality steelwork and professional fit-out in Oak by Harborough Marine.

### **HULL & SUPERSTRUCTURE**

Built in 1996  
Semi-Trad style  
10mm/6mm/4mm

### **INSULATION**

Polystyrene insulation behind the cabin linings.

### **BALLAST**

Concrete slabs beneath the floorboards.

### **DIMENSIONS**

Overall Length:	60'
Cabin Length:	43' 2"
Width:	6' 10"
Interior Headroom:	6' 5"
Well Deck:	5'
Semi-Trad Deck & Stern	7'
Draught	Not stated

### **WINDOWS, DOORS & HATCHES**

**Port side:** 5 x windows with top hopper style vents. 1 x porthole with drop-back opening.

**Starboard side:** 5 x windows with top hopper style vents. 1 x porthole with drop-back opening. 1 x set of steel side doors, wood lined internally with roof hatch.

**Front:** Steel 1/2 glazed front doors, wood lined internally.

**Rear:** Steel rear doors, wood lined internally with sliding roof hatch.

### **ENGINE & TRANSMISSION**

The boat is powered by a 1.8 BMC, 4 cylinder, marine diesel engine coupled to a PRM hydraulic gearbox with 2:1 reduction, turning the propeller. The exhaust is lagged, silenced and vents out from under the side deck.

The engine powers a 12v and 24v alternators to charge the start battery and the 4 leisure batteries.

### **BOW-THRUSTER**

Electric bow-thruster with the controls at the stern.

### **WATER**

150 gallon stainless steel water tank located beneath the well deck. Water pump with pressure switch and accumulator is located under the bed. Twin coil calorifier is heated by the engine heat exchanger, 240v immersion heater and/or the diesel fired central heating boiler.

### **HEATING**

Heating is provided by the Villager solid fuel stove in the lounge and the Eberspacher diesel fired central heating boiler running 5 radiators.

### **ELECTRICS**

240v circuit from landline with RCD.

12v lights throughout protected by fuses.

1 x 12v, engine driven alternator.

1 x 24v engine driven alternator.

1 x 12v, engine start battery.

4 x 12v, 110 amp/hr deep cycle leisure batteries.

Pro-watt 1.5kw inverter.

Battery management system.

2 x Sterling battery chargers.

### **GAS**

2 x 13kg Propane cylinders housed in the bow locker, with auto change over provide gas to the cooker.

### **FIRE SAFETY**

3 x 1kg Dry Powder extinguishers

1 x Fire Blanket

### **EXTERIOR FINISH**

The boat was repainted using quality coach enamels in 2006 and is in excellent condition. Last docked for hull 2 pack epoxy in May 2008. There are 4 anodes protecting the hull renewed in 2008.

### **ADDITIONAL ITEMS OF INVENTORY**

The boat comes equipped with a normal cruising inventory including a full set of ropes and fenders. Any additional items not listed must be negotiated separately with the owner.

**PLEASE NOTE:** The information contained in this brochure is based on our own inspection and information provided by the owner and is intended as a sales aid only to assist you to decide whether you would like to move to the next stage and view the boat for yourself. Measurements can only be taken as approximate. Nothing contained herein constitutes a contract or offer. This is not a survey. We always recommend that a full survey is carried out prior to purchase.