

01270 760 799

Web Site: www.boatfinderbrokerage.co.uk

E-mail: sales@boatfinderbrokerage.co.uk



Kings Lock Boatyard
Booth Lane
Middlewich
Cheshire
CW10 0JJ

BOATFINDER BROKERAGE

Nationwide brokers of quality canal boats

MIDDLEWICH CANAL CENTRE



REF: 120360

£34,995

- Quality 10/6/4 mm steelwork with a trad stern by Dave Clarke Boats. Cratch and cover to the bow.
- Vetus 32hp, 4-cylinder diesel engine with a ZF-Hurth gearbox.
- Professional fit-out by Hallmark Narrowboats Ltd in pine panels & pine tongue & groove that has been updated over time and offers 2+2 berth accommodation.
- 1.8 kw Advanced Mobile Power Systems inverter.
- Victron Energy Blue Smart battery charger.
- 3 x solar panels and Epever MPPT solar charge controller.
- Clearview solid fuel stove running the central heating.
- Washing machine.

*Boat Finder Brokerage Services is a trading name of Boatfinder Brokerage Services Ltd. Reg'd No. 4923033
Reg'd Address: Kings Lock Boatyard, Booth Lane, Middlewich, Cheshire CW10 0JJ*



BROKER'S SUMMARY

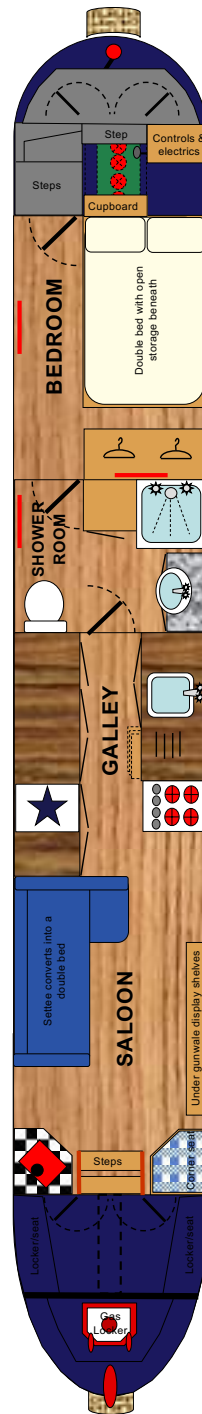
50ft Trad stern narrow boat. Quality 10/6/4/mm steelwork with a trad stern by David Clarke Boats. Cratch and cover to the bow. Professional fit-out by Hallmark Narrowboats Ltd that has been updated over time by previous owners and offers 2+2 berth accommodation. Powered by a Vetus 32hp, 4-cylinder diesel engine with a ZF-Hurth gearbox.

Sapphire is a well-loved 50ft, narrowboat, built in 1999 by Hallmark Narrowboats with 2+2 accommodation. The addition of three roof mounted solar panels and a washing machine in the galley lend her to a self-sufficient live-aboard cruising boat. The owner has undertaken a partial exterior re-paint in 2023. She was last out of the water for blacking in 2022. She would make a versatile starter boat. She is currently out cruising but is due in Middlewich soon. Viewing recommended.

BSSC to May 2026.

LAYOUT DIAGRAM

(not to scale)





FROM THE BOW

From the bow which holds the gas locker, there is a 4' 4" self draining well deck. There are locker/seats to either side of the well deck and a lift up table with folding leg. There is a wooden cratch frame with window to the front and a vinyl cover with clear panels. The integral steel water tank is located beneath the well deck with a surface mounted filler. The headlamp is mounted on the front of the cratch frame

GENERIC FIXTURES AND FITTINGS

The ceilings are lined with painted plywood with sapele trims. Cabin sides are lined with pine T & G some of it painted. Hull sides are lined hull sides have carpet overlaid with a mix panel and painted T&G. There are curtains or blinds to all windows. Flooring is wood laminate throughout.



SALOON 11' 7"

Wooden 2/3 glazed front doors open out onto the front deck with steps down into the saloon.

Fixed Furniture: 1 x corner seat with storage space below and a shelf above. Under gunwale display shelves.

Loose Furniture: New three seat sofa bed that converts into a double bed.

Other Features: 24" 12v Ferguson V with built in DVD player.

Heating: Clearview solid fuel stove with back boiler set on a tiled hearth and surround.



Lighting: 2 x windows with top openings.
1 x 12v, ceiling light.

Power: 2 x 230v sockets. 1 x 230v sockets with 2 USB ports. 1 x 12v socket.



GALLEY 8'

The walk through galley has custom built units with painted Shaker style doors and solid wood block worktops.

Base units: 2 x double cupboards. 2 x single cupboards. 1 x 3 drawer unit. Fridge housing. Washing machine housing.



Appliances: Stoves slot in gas cooker with separate oven and grill. 12v, Shoreline fridge with icebox. Zanussi washing machine. Inset, ceramic sink with chrome monobloc tap.




Lighting: 2 x windows with top openings. 2 x 12v, ceiling lights.

Power: 2 x 230v sockets.

SHOWER ROOM 5' 10"

The full width shower room has a white suite comprising:

Suite: Vanity unit with inset ceramic wash basin, chrome mixer tap and a cupboard beneath. Tiled shower cubicle with thermostatic mixer shower and a shower curtain. Thetford cassette toilet with spare cassette and a vanity unit with an inset wash basin, and storage below. Full height mirrored cupboard.



Heating: 1 x central heating radiator.

Lighting: 1 x fixed porthole with privacy glass. 1 x 12v, ceiling light. 1 x mirror with 12v LED lights.

Storage: Full height storage cupboard.



BEDROOM 8' 6"



Furniture: 4' fixed double bed with open storage below. 1 x full height double wardrobe with shelves above.

Heating: 1 x central heating radiator.

Lighting: 2 x windows with top openings. 1 x 12v, ceiling light.

Power: 2 x 240v sockets.




REAR TRAD AREA 4' 3" & STERN 3' 3"

Aft of the bedroom is the trad area where the engine is housed as well as all the electrical hardware for the running of the boat. Steel rear doors, wood panelled internally with sliding roof hatch lead to the rear deck and steering position.

Other Features: 2 x Taff seats .



Controls: The single lever engine control is on the port side just inside the stern doors.



SPECIFICATIONS

BUILDER

Quality steelwork with a trad stern by Dave Clarke Boats. Professional fit-out in Pine T & G by Hallmark Narrowboats Ltd that has been updated over time.

BUILD DETAILS

Built in 1999
Trad stern.
10/6/4/mm

INSULATION

Polystyrene insulation behind the cabin linings.

BALLAST

Concrete blocks beneath the floorboards.

DIMENSIONS

Overall Length:	50'
Cabin Length:	39'
Width:	6' 10"
Interior Headroom:	6' 2"
Well Deck:	3' 3"
Draught	Not stated

WINDOWS, DOORS & HATCHES

Port side: 2 x fixed portholes. 3 x windows with top openings.

Starboard side: 1 x fixed porthole. 3 x windows with top openings.

Front: Wooden 2/3 glazed front doors.

Rear: Steel rear doors wood lined internally, with sliding roof hatch.

ENGINE & TRANSMISSION

The boat is powered by a Vetus 32hp, 4-cylinder diesel engine with a ZF-Hurth gearbox with 2:1 reduction, turning the propeller. The exhaust is lagged, silenced and vents out from under the side deck.

The engine powers a 12v alternator to charge the start battery and the 3 leisure batteries.

WATER

The integral steel water tank is located beneath the well deck. Water pump with pressure switch is located adjacent to the tank. Twin coil calorifier is heated by the 240v immersion and/or the engine heat exchanger.

HEATING

Heating is provided by the Clearview solid fuel stove with back boiler in the saloon which runs 3 radiators.

ELECTRICS

240v circuit from landline with RCD.

12v lights throughout protected by fuses.

1 x 12v, engine driven alternator.

1 x 12v, engine start battery.

3 x 12v, 110 amp/hr deep cycle leisure batteries.

1.8 kw Advanced Mobile Power Systems inverter.

Victron Energy Blue Smart battery charger.

3 x solar panels and Epever MPPT solar charge controller.

GAS

2 x Propane cylinders housed in the bow locker, provide gas to the oven, grill and hob.

FIRE SAFETY

3 x Dry Powder extinguishers

1 x Fire Blanket

1 x Carbon Monoxide Detector.

EXTERIOR FINISH

The boat has had a partial exterior repaint in 2023 by the owner. The boat was last docked for blacking in 2022. The hull is protected by 5 anodes and a galvanic isolator.

ADDITIONAL ITEMS OF INVENTORY

The boat comes equipped with a normal cruising inventory including a full set of ropes and fenders. Any additional items not listed must be negotiated separately with the owner.

MOORING INFORMATION

Current moorings are not available.

PLEASE NOTE: The information contained in this brochure is based on our own inspection and information provided by the owner and is intended as a sales aid only to assist you to decide whether you would like to move to the next stage and view the boat for yourself. Measurements can only be taken as approximate. Nothing contained herein constitutes a contract or offer. This is not a survey. We always recommend that a full survey is carried out prior to purchase.

© Copyright Boat Finder Brokerage Services