

01270 760 799

Web Site: www.boatfinderbrokerage.co.uk

E-mail: sales@boatfinderbrokerage.co.uk



BOATFINDER BROKERAGE

Nationwide brokers of quality canal boats

MIDDLEWICH CANAL CENTRE

Kings Lock Boatyard
Booth Lane
Middlewich
Cheshire
CW10 0JJ



REF: 120425

£34,995

- Quality steelwork with side doors and a trad stern by Colecraft.
- Marinised Ford 1.8l 4-cylinder diesel engine with a PRM 120D gearbox (gearbox new in 2023).
- Original quality fit-out in light oak faced ply with painted panels and solid light oak trims offering 2 + 2 berth accommodation to a traditional lay-out.
- Stainless steel water tank.
- 1.5kw Edecoa inverter.
- Fairstone automatic battery charger.
- 2 x roof mounted solar panels and an Eco-Worthy Solar Power controller.
- Stovax solid fuel stove.
- Galvanic isolator.



BROKER'S SUMMARY

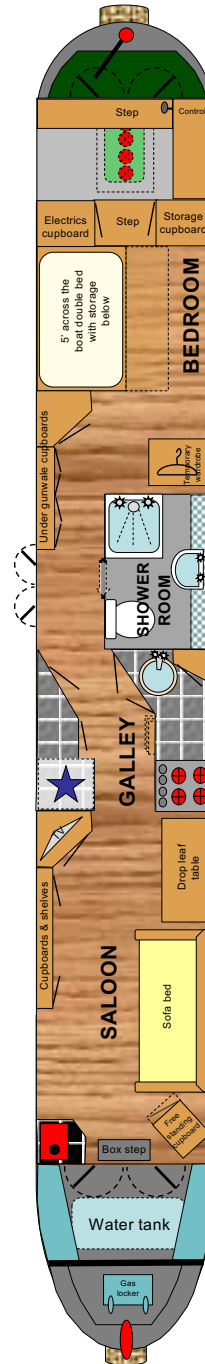
50ft Trad stern narrow boat. Quality steelwork with side doors and a trad stern by Colecraft. Original quality fit-out in light oak faced ply with painted panels with solid light oak trims offering 2 + 2 berth accommodation. Powered by a Marinised Ford 1.8l 4-cylinder diesel engine with a PRM 120D gearbox (gearbox new in 2023).

Growltiger is a handsome 50ft, narrowboat, built by the well regarded Colecraft in 1990 and has been well cared for. Last docked for blacking in summer 2023. She would make a versatile starter boat for cruising holidays, or as a compact live-aboard. The boat has been family owned for the last 15 years. Viewing recommended.

BSSC to December 2028.

LAYOUT DIAGRAM

(not to scale)





FROM THE BOW

From the bow which holds the gas locker, there is a 4'2" self draining well deck with locker seats to either side. The stainless-steel water tank is located beneath the well deck with a surface mounted filler. There is a wooden cratch frame with windows to the front and a vinyl cover. The headlamp is mounted on the cratch.

GENERIC FIXTURES AND FITTINGS

The ceilings and cabin sides are lined with painted panels trimmed with solid light oak. The hull sides are lined with light oak faced plywood trimmed with solid light oak. All interior wood has been either varnished or painted. There are curtains or blind to all windows. The floor is laid with wood laminate throughout, apart from the bathroom which has vinyl.

SALOON 11' 10"



Steel front doors 2/3 glazed and wood lined internally open out onto the front deck with a box step down into the open plan saloon.

Fixed Furniture: Under gunwale display shelves and cupboards.

Loose Furniture: Three seat sofa bed. Free standing cabinet. Drop leaf table.

Other Features: 240v 16" Luxor TV. 1 x Huawei Wi-Fi router.

Heating: Stovax solid fuel stove set on a tiled hearth and surround.

Lighting: 2 x fixed windows to the front bulkhead. 2 x windows with top hopper vents. 4 x 12v, LED wall lights.

Power: 9 x 240v sockets. 1 x 12v socket. 1 x TV aerial point. WiFi router.



GALLEY 5' 6"

The walk-through galley has custom built oak cabinets with painted shaker style doors. Worktops are ceramic tiled edged in oak with ceramic tiled splash-backs.

Base units: 1 x double cupboard beneath the sink. 2 x single cupboards. 1 x 3 drawer unit. Cooker space. Fridge housing.

Wall Units: 1 x corner wall cupboard.




Appliances: Flavel slot in gas cooker with separate oven and grill. 240v, fridge/freezer. Inset ceramic sink with chrome monobloc tap.



Lighting: 2 x windows with top hopper vents. 1 x 12v, LED ceiling light. 2 x 12v, LED wall lights. 1 x 12v, under cupboard light.

Power: 4 x 240v sockets.



BATHROOM 5' 5" x 3'



The cabin bathroom has a white suite comprising:

Suite: Vanity unit with ceramic wash basin, chrome taps and cupboards beneath. Shower cubicle with thermostatic mixer shower and a shower curtain. Thetford cassette toilet with 3 cassettes.




Lighting: 1 x window with top hopper vent and privacy glass. 1 x 12v, wall light.

Corridor Storage: Under gunwale cupboards.

Corridor Lighting: 1 x set of steel side doors, wood lined internally. 1 x window with top hopper vent.

Corridor Power: 2 x 240v sockets. 2 x 12v sockets. 2 x USB ports.



BEDROOM 11' 8"



Furniture: 5' across the boat extending double bed with storage space below. Full height cupboard. Full height cupboard containing the electrical equipment for the boat. Space for a free-standing wardrobe.

Other Features: 1 x 12v, 16" Cello TV. 1 x CD/ Radio player with blue tooth.

Lighting: 2 x fixed portholes. 1 x 12v, wall light.



REAR TRAD AREA 4' 2" & STERN 2' 10"



Aft of the bedroom is the rear trad area where the engine is housed under the lift up floor panels. All the electrical hardware for the running of the boat is also housed here.

Steel rear doors, wood lined internally with sliding roof hatch lead to the rear deck and steering position.

Controls: The single lever engine control is on the port side just inside the stern doors.

Lighting: 1 x fixed porthole. 1 x 12v, wall light.



SPECIFICATIONS

BUILDER

Quality steelwork with side doors and a trad stern by Colecraft. Quality original fit-out in light oak faced ply with painted panels and solid light oak trims.

BUILD DETAILS

Built in 1990
Trad stern.
Not Stated.

INSULATION

Rockwool insulation behind the cabin linings.

BALLAST

Concrete blocks beneath the floorboards.

DIMENSIONS

Overall Length:	50'	
Cabin Length:	39'	9"
Width:	6'	10"
Interior Headroom:	6'	2"
Well Deck:	4'	2"
Draught		Not Stated

WINDOWS, DOORS & HATCHES

Port side: 3 x windows with top hopper vents. 1 x fixed porthole.

Starboard side: 3 x windows with top hopper vents. 2 x fixed portholes. 1 x set of steel side doors, wood lined internally with top hatch.

Front: Steel 2/3 glazed front doors, wood lined internally. 2 x fixed windows.

Rear: Steel rear doors, wood lined internally with sliding roof hatch.

ENGINE & TRANSMISSION

The boat is powered by a Marinised Ford 1.8l 4-cylinder diesel engine with a PRM 120D gearbox (gearbox new in 2023) with 2:1 reduction, turning the propeller. The exhaust is lagged, silenced and vents out from under the side deck.

The engine powers a 12v alternator to charge the start battery and the 4 leisure batteries.

WATER

The stainless -teel water tank is located beneath the well deck. Water pump with pressure switch is located adjacent to the tank. Water is heated by the 240v immersion heater and/or the engine heat exchanger.

HEATING

Heating is provided by the Stovax solid fuel stove in the saloon.

ELECTRICS

240v circuit from landline with RCD.

12v lights throughout protected by fuses.

1 x 12v, engine driven alternator.

1 x 12v, engine start battery.

4 x 12v, 110 amp/hr deep cycle leisure batteries.

1.5kw Edecoa inverter.

Fairstone automatic battery charger.

2 x roof mounted solar panels and an Eco-Worthy Solar Power controller.

GAS

2 x Propane cylinders housed in the bow locker, provide gas to the cooker.

FIRE SAFETY

3 x Dry Powder extinguishers.

1 x Fire Blanket.

1 x Smoke Alarm.

1 x Carbon Monoxide Detector.

EXTERIOR FINISH

The boat has been well maintained. The boat was last docked for blacking in summer 2023. The hull is protected by 4 anodes and a galvanic isolator.

ADDITIONAL ITEMS OF INVENTORY

The boat comes equipped with a normal cruising inventory including a full set of ropes and fenders. Any additional items not listed must be negotiated separately with the owner.

MOORING INFORMATION

Current moorings are available by separate negotiation.

PLEASE NOTE: The information contained in this brochure is based on our own inspection and information provided by the owner and is intended as a sales aid only to assist you to decide whether you would like to move to the next stage and view the boat for yourself. Measurements can only be taken as approximate. Nothing contained herein constitutes a contract or offer. This is not a survey. We always recommend that a full survey is carried out prior to purchase.

© Copyright Boat Finder Brokerage Services