

01270 760 799

Web Site: [www.boatfinderbrokerage.co.uk](http://www.boatfinderbrokerage.co.uk)

E-mail: [sales@boatfinderbrokerage.co.uk](mailto:sales@boatfinderbrokerage.co.uk)



**BOATFINDER  
BROKERAGE**

Nationwide brokers of quality canal boats

MIDDLEWICH CANAL CENTRE

Kings Lock Boatyard  
Booth Lane  
Middlewich  
Cheshire  
CW10 0JJ



**REF: 120435**

**£54,995**

- Stylish 10/6/5/4mm steelwork with side doors, cratch and cover to the bow and a semi-trad stern with pram cover by the Liverpool Boat Company.
- Isuzu 42hp engine a PRM 150 D2 gearbox.
- Beautiful fit-out by Liverpool Boats in light oak veneered ply with solid light oak trims offering 4 berth accommodation.
- Bow-thruster.
- Spray foam insulation.
- Victron Multi Plus Compact 2kw inverter/charger.
- 3.5kw Dometic Travel Power engine driven generator.
- S/F stove & Eberspacher diesel fired central heating.
- Washing machine.
- Galvanic isolator.



## **BROKER'S SUMMARY**

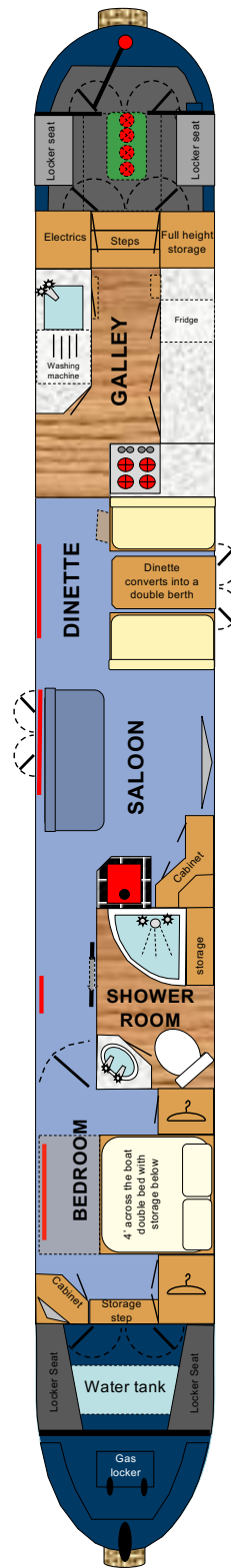
**57ft 6in Semi-Trad narrow boat.** Stylish 10/6/5/4mm steelwork with side doors, cratch and cover to the bow and pram cover to the semi-trad stern, by the Liverpool Boat Company. Beautiful fit-out by Liverpool Boats in light oak veneered ply with solid light oak trims to the ceilings, cabin sides and the hull sides offering 4 berth accommodation. Isuzu 42hp engine with 2 alternators and a PRM 150 D2 hydraulic gearbox. Vetus 55kgf electric bow thruster.

Pleiades is a lovely well-appointed 2005 semi-trad live-aboard spec narrowboat from Liverpool Boats offering 4 berth accommodation. She is built to the very popular reverse layout with front bedroom and spacious cabin bathroom. She would be equally suited for live-aboard or holiday use. She was blacked in April 2024, and she has a Boat Safety Certificate valid until July 2029. Viewing is highly recommended. Mooring available by separate negotiation.

BSSC to July 2029.

# LAYOUT DIAGRAM

(not to scale)





## FROM THE BOW

From the bow which holds the gas locker, there is a 3ft 8in self draining well deck with locker seats to either side. There is a wooden cratch frame with windows to the front and a vinyl cover. The stainless-steel water tank is located beneath the well deck with a surface mounted filler. The headlamp is mounted on the front of the cratch frame.

## GENERIC FIXTURES AND FITTINGS

The ceilings cabin sides and the hull sides are lined with light oak veneered ply with solid light oak trims. There are curtains or blinds to all windows. The flooring is laid with carpet throughout apart from the galley and bathroom which have wood effect laminate.

## BEDROOM 9' 7"



Wooden 2/3 glazed front doors open out onto the front deck with a storage step down into the bedroom.

**Furniture:** 4ft across the boat double bed with storage below. 2 x full height wardrobes. 1 x half height corner cupboard with wall mounted TV.

**Heating:** 1 x central heating radiator.

**Lighting:** 2 x portholes, with top openings. 1 x 12v, LED ceiling light. 2 x 12v, LED reading lights


**Power:** 2 x 240v sockets. 1 x 12v sockets.



## SHOWER ROOM 6' 7" x 4'

The cabin shower room has a white suite comprising:

**Suite:** Fully tiled quadrant shower enclosure with a chrome thermostatic shower and glazed doors. Corner vanity unit with inset ceramic wash basin, monobloc mixer tap and cupboard beneath. Vetus macerating pump-out toilet. Storage shelves beside the shower.



**Heating:** 1 x chrome towel rail.

**Lighting:** 1 x porthole with top opening and privacy glass. 2 x 12v, LED ceiling lights.

**Corridor Lighting:** 1 x porthole with top opening.



## SALOON 10' 10"

Spacious open plan saloon.

**Fixed Furniture:** Half height corner cupboard.

**Loose Furniture:** Two seat sofa.

**Heating:** Solid fuel stove set on a tiled hearth and surround. 1 x central heating radiator.

**Other Features:** 40" Toshiba Smart TV.



**Lighting:** 4 x portholes with top openings. 1 x set of steel side doors, wood lined internally, inner Perspex screen and fly screen. 2 x 12v, LED ceiling lights. 2 x 12v LED wall lights. 1 x Houdini. Hatch to the ceiling.

**Power:** 8 x 240v sockets. 1 x 12v socket. 1 x TV aerial point.



## DINETTE 6' 3"



**Fixed Furniture:** Raised Pullman style dinette with padded bench seats with storage beneath. The dinette converts into a double berth. Under gunwale cupboards.


**Loose Furniture:** Oak table top with desmo leg.

**Other Features:** 240v Waeco freezer.

**Heating:** 1 x central heating radiator.

**Lighting:** 1 x porthole with top hopper opening. 1 x set of steel side doors, wood lined internally, inner Perspex screen and fly screen. 1 x 12v, LED ceiling light. 1 x Houdini. Hatch to the ceiling.

**Power:** 2 x 240v sockets.



## GALLEY 9' 2"



The walk-through galley has custom built oak cupboards, and shaker style doors with granite veneered worktops and tiled splashbacks.

**Base units:** 1 x single cupboard beneath the sink with a drawer above. 1 x double cupboard. Full height storage cupboard containing the calorifier. 1 x pull out larder cupboard. Cooker space. Fridge housing. Washing machine housing. Rear cupboard housing the electrics. Slimline wall mounted shelf.

**Appliances:** Slot in Stoves 500 DIT gas cooker with separate oven and grill. 12v, fridge with ice box. Indesit washing machine. Integral stainless-steel sink and drainer with chrome monobloc tap.

**Power:** 4 x 240v sockets.



**Lighting:** 4 x portholes with top openings. 1 x 12v, LED ceiling light, 3 x 12v, LED wall lights.



## SEMI-TRAD DECK 4' 5" & STERN 3' 4"

Steel rear doors and sliding roof hatch, wood lined internally lead to the semi-trad deck.

The engine is housed beneath lift-up floor panels.

There are steel locker seats to either side of the semi-trad deck.

Steel stern doors lead to the rear deck and steering position.



**Controls:** The column mounted single lever engine control is on the port side.

**Other Features:** Rear pram cover



## SPECIFICATIONS

### **BUILDER**

Quality steelwork by Liverpool Boat Company. Beautiful fit-out by Liverpool Boat Company.

### **BUILD DETAILS**

Built in 2005.  
Semi-trad stern.  
10/6/5/4mm

### **INSULATION**

Spray foam insulation behind the cabin linings.

### **BALLAST**

Concrete slabs beneath the floorboards.

### **DIMENSIONS**

Overall Length:	57ft	6in
Cabin Length:	42ft	5in
Width:	6ft	10in
Interior Headroom:	6ft	6in
Well Deck:	3ft	8in
Draught	2ft	

### **WINDOWS, DOORS & HATCHES**

**Port side:** 6 x portholes with top openings, one with privacy glass. 1 x set of steel side doors, wood lined internally

**Starboard side:** 7 x portholes with top openings. 1 x set of steel side doors, wood lined internally.

**Front:** Hardwood 2/3 glazed front doors.

**Rear:** Steel rear doors, wood panelled internally with sliding roof hatch.

### **ENGINE & TRANSMISSION**

The boat is powered by 42hp Isuzu, 4-cylinder diesel engine with PRM 150 D2 gearbox with 2:1 reduction, turning the propeller. The exhaust is lagged, silenced and vents out from under the side deck.

The engine powers twin 12v alternators to charge the start battery and the 4 leisure batteries.

### **BOW-THRUSTER**

Vetus 55 kgf electric bow-thruster with controls at the stern.

### **WATER**

The stainless-steel tank is located beneath the well deck. Water pump with pressure switch is located adjacent to the tank. Twin coil calorifier is heated by the Webasto diesel boiler, 240v immersion heater and/or the engine heat exchanger.

### **HEATING**

Heating is provided by the solid fuel stove in the saloon and the Eberspacher diesel fired boiler running 3 radiators and a towel rail.

### **ELECTRICS**

240v circuit from landline with RCD.  
12v lights throughout protected by fuses.  
2 x 12v, engine driven alternators.  
1 x 12v, engine start battery.  
4 x 12v, 110 amp/hr deep cycle leisure batteries.  
Victron Multi Plus Compact 2kw inverter/charger.  
Battery management system.  
1 x 3.5kw Dometic Travel Power generator

### **GAS**

2 x 13kg Propane cylinders housed in the bow locker, provide gas to the cooker.

### **FIRE SAFETY**

3 x 1kg Dry Powder extinguishers.  
1 x Fire Blanket.  
1 x Carbon Monoxide Detector.

### **EXTERIOR FINISH**

The boat was professionally painted when built. The boat was last docked for blacking in April 2024, 4 anodes and a galvanic isolator.

### **ADDITIONAL ITEMS OF INVENTORY**

The boat comes equipped with a normal cruising inventory including a full set of ropes and fenders. Any additional items not listed must be negotiated separately with the owner.

### **MOORING INFORMATION**

Moorings available by separate negotiation.

**PLEASE NOTE:** The information contained in this brochure is based on our own inspection and information provided by the owner and is intended as a sales aid only to assist you to decide whether you would like to move to the next stage and view the boat for yourself. Measurements can only be taken as approximate. Nothing contained herein constitutes a contract or offer. This is not a survey. We always recommend that a full survey is carried out prior to purchase.